



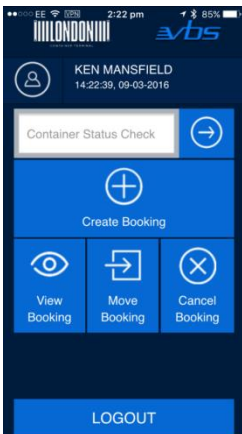

# New London Container Terminal VBS App for Smartphone

The updated London Container Terminal VBS application, with the new Create Booking feature, is now available to download on mobile devices. The app is available for iPhone and devices running the Android™ operating system. Search for LCT in your app store.


## Accessing the VBS App

As a haulier with an account at LCT, you will automatically have access to the new VBS app. Use your VBS login details to access the app. Use the "Remember Me" checkbox to store your login details in the application.

*NOTE: When you change your login details from the desktop application, the password must be changed in the app.*



## VBS Home Screen

- Use Container Status Check to see the latest position of a container. Enter the container number and press the  icon to proceed
- Create, View, Move and Cancel Booking features are also available



## VBS Navigation


In the transaction screens: -

- Use the Back button to return to the previous screen
- Use the Home button to return to the main screen

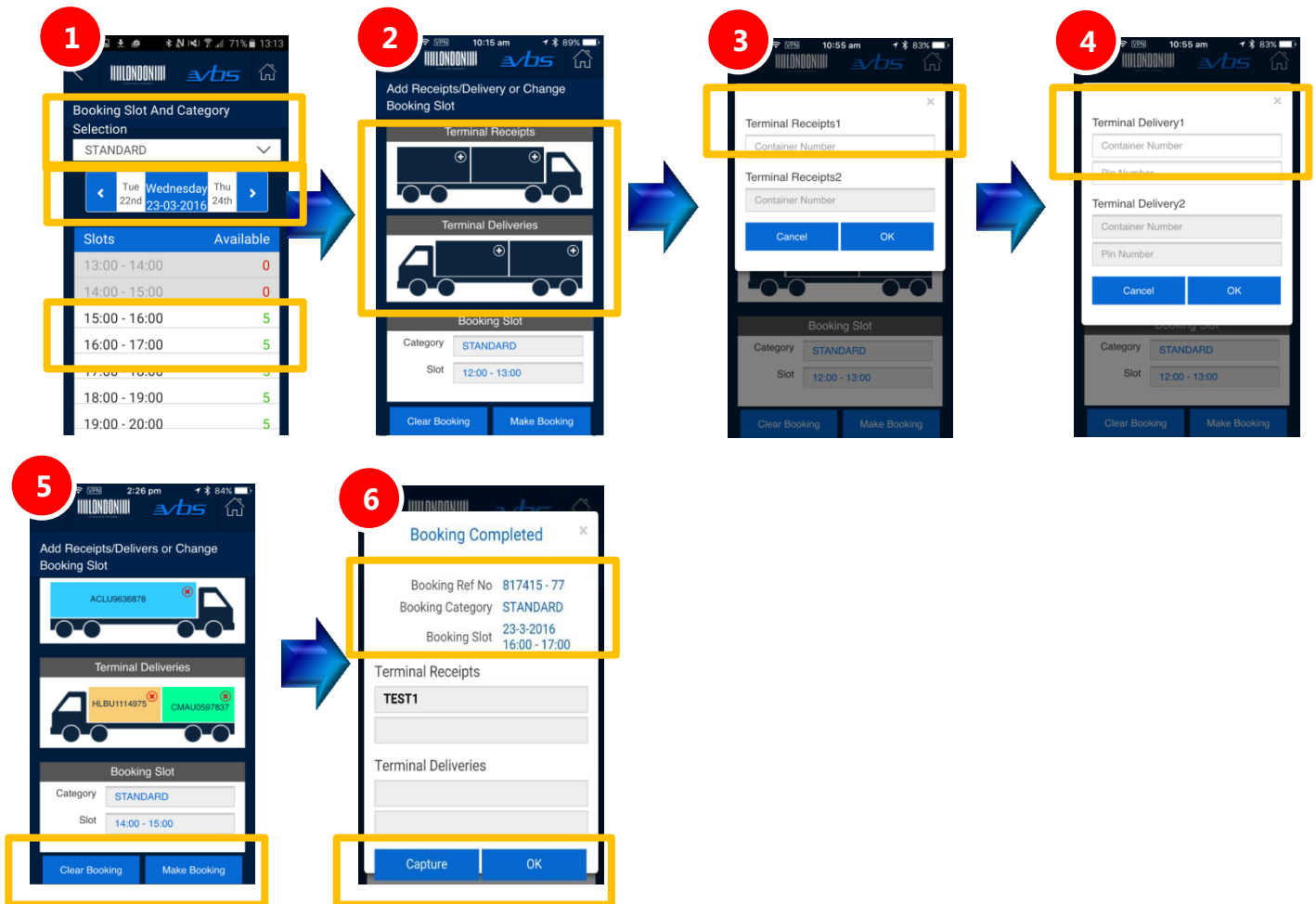


## Expanding Container Details

- In the booking transaction screens, only key container details are displayed. Use the  icon to expand the table and display all container details. Use the  icon to collapse the table

STANDARD	PLANNED
09-09-2015 21:00-22:00	
CMAU0743973	
Yard Status	Discharged in Stack - In Yard
Location Ind	Yard
Hold	
Customs Cleared	Y

# Create Booking



Create Booking can be used to create VBS bookings for Terminal Receipts and Terminal Deliveries

Booking Category will be defaulted but can be changed if required; Booking Date will default to the current day.

To select a new booking slot (Step 1): -

- Use the < and > icons to scroll left and right to select alternate days
- Swipe up/down to see time slots and availability. Tap on a time slot to select
- Scroll to the bottom of the screen – Tap OK to continue

To add a container to the vehicle, tap on the corresponding position: -

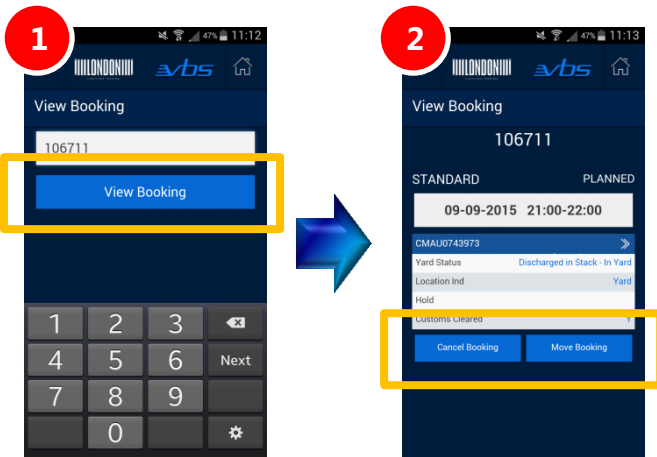
- Container details can be added in the popup windows (Steps 3 & 4)
- 20ft containers must be added individually
- The vehicle graphics will update to show container details and vehicle load configuration

Modify Booking Category and Booking Slot after container allocation (step 5) if required

Scroll to the bottom of the screen and select **Make Booking** to create the VBS booking

- If you wish to capture the image of the booking details use the capture button to automatically store on your phone else OK to continue

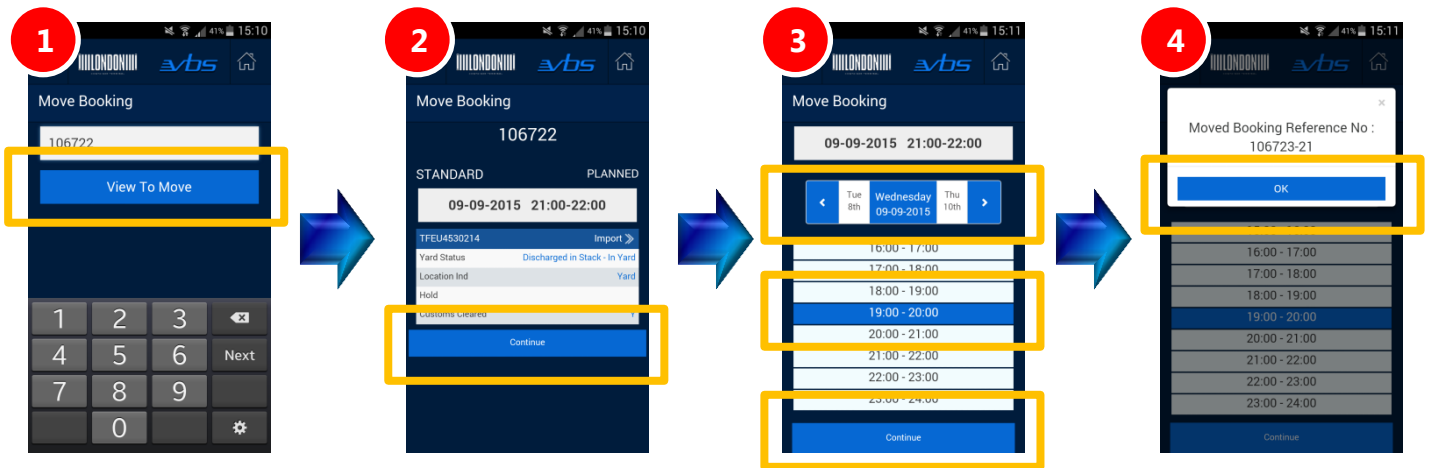
## View Booking



View Booking allows access to confirm the slot details, booking status and details of all containers on the booking

Move Booking and Cancel Booking can also be initiated from the View Booking screen

## Move Booking



When selecting a new booking slot (step 3), scroll left and right to select alternate days and use the vertical scroll to select an alternative time slot. Scroll to the bottom of the screen and press Continue

## Cancel Booking

